

KODAK Commercial Film



—NOTICE—

Discontinuance of KODAK Commercial Film

Due to declining usage and demand, KODAK Commercial Film has been discontinued.

Kodak Professional appreciates your loyalty to Commercial Film over the years. As a recommended alternative, we suggest KODAK PROFESSIONAL T-MAX 100 Film processed to a higher than normal contrast. Some experimentation with different development times will be necessary to adjust the contrast of the film to the level required by your particular application.

Do **not** use a safelight with T-MAX 100 Film.

KODAK Commercial Film is a medium-speed, blue-sensitive film with moderately high contrast. You can use it for copying continuous-tone originals when red and green sensitivity is unnecessary or unwanted. Because of its blue sensitivity, you can use a red safelight when you expose and process this film, which allows ease of use and development by inspection.

FEATURES

BENEFITS

- | | |
|--|---|
| <ul style="list-style-type: none"> • High resolving power • Fine grain • Retouching surface on base and emulsion sides • Low ultraviolet absorption • Blue spectral sensitivity | <ul style="list-style-type: none"> • Good for producing high-quality black-and-white images • Good rendition of detail • Can be retouched on either side • Reduces exposure variability between positives used to expose the same gravure resist • Allows use of a KODAK 1 Safelight Filter (red) during handling and processing |
|--|---|

SIZES AVAILABLE

Sizes and catalog numbers may differ from country to country. For a complete list of sizes, contact a dealer who supplies Kodak Professional Products.

Sheets Per Package	Size (inches)	Film Code	Base	CAT No.
25	4 x 5		7-mil	198 7894
50	8 x 10		ESTAR Thick	197 6661

STORAGE AND HANDLING

Load and unload your camera in subdued light.

High temperatures or high humidity may produce unwanted quality changes. Store unexposed film at 24°C (75°F) or lower in the original package. Always store film (exposed or unexposed) in a cool, dry place. For best results, process film as soon as possible after exposure.

Protect processed film from strong light and store it in a cool, dry place. For more information on storing negatives, see KODAK Publication No E-30, *Storage and Care of Photographic Materials—Before and After Processing*.

EXPOSURE

Speed

Daylight: EI 50/18°

Tungsten or Quartz-Iodine: EI 8/10°

Pulsed-Xenon Arc: EI 12/12°

These exposure indexes are provided primarily as indicators of the relative speed of this film compared with other photographic materials. Use the exposure indexes for daylight, tungsten, or quartz-iodine illumination with exposure meters to establish trail exposures. The pulsed-xenon arc value indicates the relative speed of this film to pulsed-xenon illumination measured with a light integrator.

Exposure and Development Adjustments for Long and Short Exposures

At the exposure times in the table below, compensate for the reciprocity characteristics of this film by increasing exposure and adjusting the development as shown.

If Indicated Exposure Time Is (seconds)	Use This Lens-Aperture Adjustment	OR This Adjusted Exposure Time (seconds)	AND Use This Development Adjustment
1/100	None	None	+10%
1/25	None	None	None
1/10	None	None	-10%
1	None	None	-20%
10	+½ stop	15	-30%
100	+1 stop	300	-40%

It may be difficult to use the table to estimate the adjusted times for calculated exposure times between 1 and 100 seconds. The graphs on the next page will help you find the adjusted times for calculated exposure times between those given in the table.

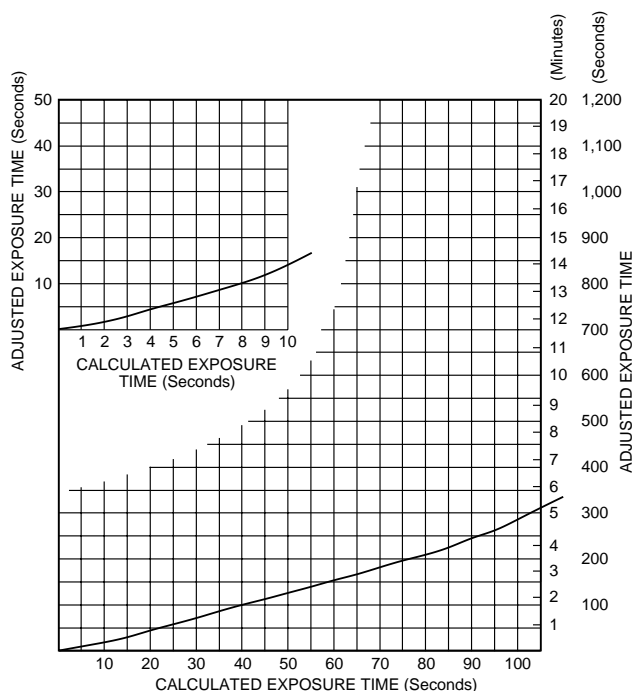
The development times in the table below are based on film used for graphic arts applications.

Application	KODAK Developer	Development Time in Minutes at 20°C (68°F)
		Tray*
Gravure	DK-50	3
	HC-110 (Dil C)	3
Gravure (Higher Contrast)	D-11	3
For Maximum Contrast	D-11	8

* With continuous agitation

Final Steps in Processing—18 to 24°C (65 to 75°F)

KODAK Chemical	Time (min:sec)
Rinse —with agitation:	
KODAK Indicator Stop Bath	0:30
Fix —with frequent agitation:	
KODAK Fixer	5:00 to 10:00
KODAK Rapid Fixer	2:00 to 4:00
KODAFIX Solution	5:00 to 10:00
Wash:	
Running water —OR—	10:00 to 20:00
Rinse with water	0:30
KODAK Hypo Clearing Agent	1:00 to 2:00
Running water	5:00
Final rinse:	
KODAK PHOTO-FLO Solution	0:30
Dry —in a dust-free place	



DARKROOM RECOMMENDATIONS

Use a KODAK 1 Safelight Filter (red) in a suitable safelight lamp with a 15-watt bulb. Keep the safelight at least 1.2 metres (4 feet) from the film. Run tests to determine that safelight use gives acceptable results for your application.

For information on safelight testing, see KODAK Publication K-4, *How Safe Is Your Safelight?*

PROCESSING

The development times in the table below are based on film used for copying or general applications at an exposure time of $\frac{1}{25}$ second.

KODAK Developer	Development Time in Minutes				
	Tray* or Large Tank†				
	18°C (65°F)	20°C (68°F)	21°C (70°F)	22°C (72°F)	24°C (75°F)
D-11— For maximum contrast	9	8	7	6½	5½
DK-50	2½	2	2	1¾	1¾
DK-50 (1:1)	4¼	3¼	3¼	3	2½
HC-110 (Dil B)	2¾	2¼	2¼	2	1¾
HC-110 (Dil D)	4¾	4½	4¼	4	3¾

* With continuous agitation.

† With gaseous-burst agitation (1 second every 10 seconds) that provides pressure to raise the solution level 16 mm ($\frac{5}{8}$ inch). Development times shorter than 5 minutes may produce unsatisfactory uniformity.

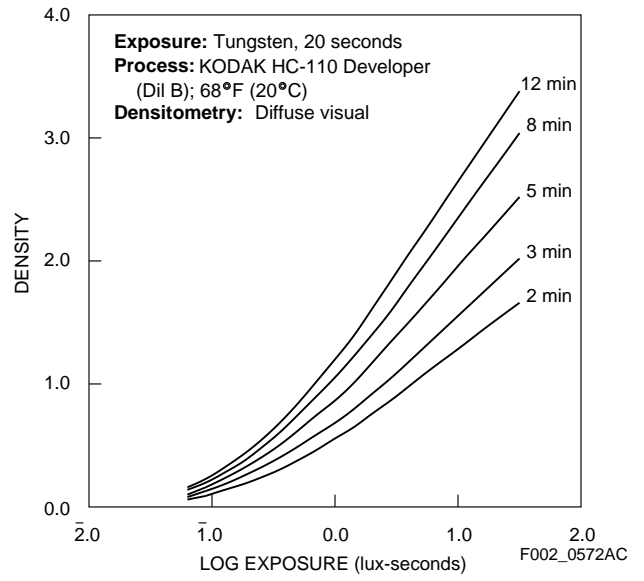
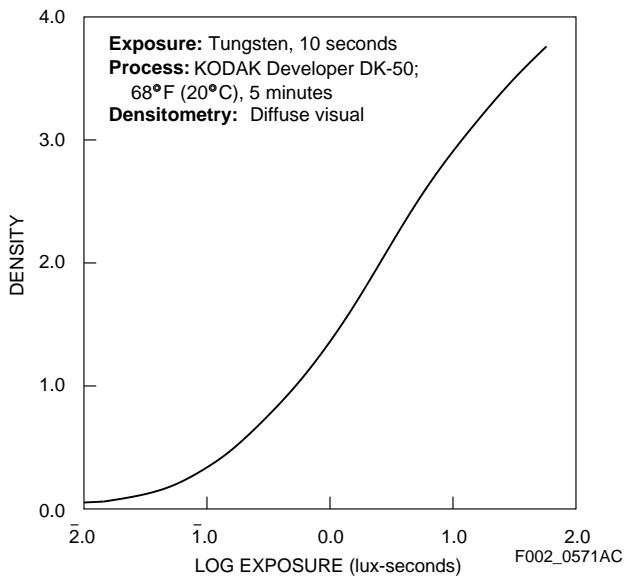
IMAGE-STRUCTURE CHARACTERISTICS

The data in this section is based on development at 20°C (68°F) in KODAK HC-110 Developer for 2¼ minutes.

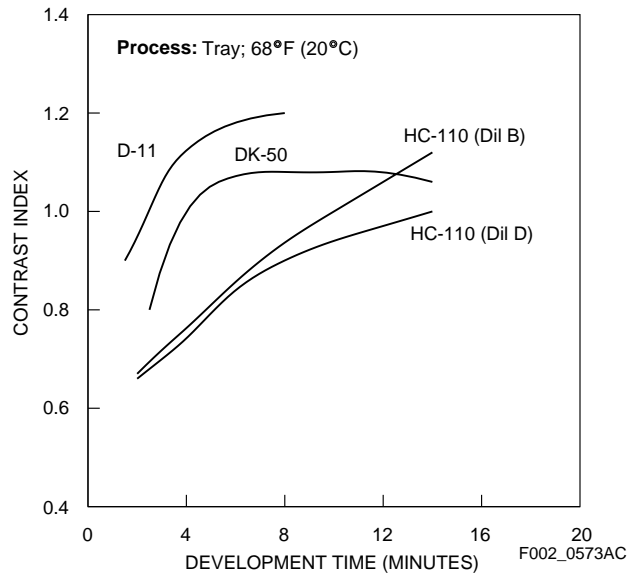
Diffuse rms Granularity* 12

*Read at a net diffuse density of 1.0, using a 48-micrometre aperture, 12X magnification.

Characteristic Curves



Contrast-Index Curves



KODAK Commercial Film

MORE INFORMATION

Kodak has many publications to assist you with information on Kodak products, equipment, and materials.

The following publications are available from Kodak Customer Service, from dealers who sell Kodak products, or you can contact Kodak in your country for more information.

- E-30 *Storage and Care of KODAK Photographic Materials—Before and After Processing*
- F-2 *Pathways to Black and White*
- K-4 *How Safe Is Your Safelight?*

For the latest version of technical support publications for Kodak products, visit Kodak on-line at:
<http://www.kodak.com/go/professional>

If you have questions about Kodak products, call Kodak.
In the U.S.A.:
1-800-242-2424, Ext. 19, Monday–Friday
9 a.m.–7 p.m. (Eastern time)
In Canada:
1-800-465-6325, Monday–Friday
8 a.m.–5 p.m. (Eastern time)

Note: The Kodak materials described in this publication for use with KODAK Commercial Film are available from dealers who supply KODAK PROFESSIONAL Products. You can use other materials, but you may not obtain similar results.

This publication is printed on recycled paper that contains 50 percent recycled fiber and 10 percent post-consumer material.



Kodak Professional Division
EASTMAN KODAK COMPANY

Kodak Professional